

WindWalkers Volunteer Training Schedule

Spring 2024


WindWalkers is dedicated to providing comprehensive training to ensure our volunteers feel confident, prepared, and safe when working with our participants and horses. Please review the training schedule below and plan to attend the required sessions relevant to your role.

Important Notes

- **New volunteers must attend at least one orientation before beginning.**
- **Sidewalking Training is required** for those assisting during mounted sessions.
- **Horse Leader Training requires prior Sidewalking experience (10+ hours).**
- **Emergency Dismount & Safety Protocol Training** is highly recommended for all volunteers working in mounted sessions.
- Please wear **closed-toe shoes** and weather-appropriate clothing for all training sessions.
- If you cannot attend a scheduled training, notify us in advance to arrange an alternative session.

Training Dates & Topics

March 9 | Emergency Dismount & Safety Protocol Training (For Current Volunteers)

 **Time:** 12:00 PM – 2:00 PM

 **Location:** WindWalkers

- ◆ Emergency dismount procedures for riders in mounted sessions
- ◆ Fire evacuation protocols
- ◆ Injury response and reporting
- ◆ Storm and severe weather safety plans
- ◆ Other emergency scenarios and response


March 10 | Volunteer Orientation-Melissa


 **Time:** 5:30 PM – 6:30 PM

 **Location:** WindWalkers

- ◆ Introduction to WindWalkers' mission, staff, and programs
- ◆ Tour of the facility
- ◆ Overview of volunteer roles and expectations
- ◆ Safety policies and procedures


March 23 | Volunteer Orientation-Melissa


 **Time:** 12:00 PM – 1:00 PM

 **Location:** WindWalkers

- ◆ Introduction to WindWalkers' mission, staff, and programs
- ◆ Tour of the facility
- ◆ Overview of volunteer roles and expectations
- ◆ Safety policies and procedures


March 30 | Sidewalking Training-Abby&Melissa

 **Time:** 12:00 PM – 2:00 PM

 **Location:** WindWalkers

- ◆ Sidewalker responsibilities and proper positioning
- ◆ How to assist riders safely during lessons
- ◆ Communication with instructors and horse leaders
- ◆ Hands-on practice with participants


April 13 | Volunteer Orientation-Melissa

 **Time:** 12:00 PM – 1:00 PM

 **Location:** WindWalkers

- ◆ Introduction to WindWalkers' mission, staff, and programs
- ◆ Tour of the facility
- ◆ Overview of volunteer roles and expectations
- ◆ Safety policies and procedures


April 20 | Sidewalking Training-Abby&Melissa

 **Time:** 12:00 PM – 2:00 PM

 **Location:** WindWalkers

- ◆ Reinforcing skills learned in the March 30 training
- ◆ Advanced Sidewalking techniques and adaptations for different participant needs
- ◆ Hands-on practice with participants

April 27 | Horse Leading Training-Abby&Melissa

 **Time:** 12:00 PM – 2:00 PM

 **Location:** WindWalkers

 **Eligibility:** Volunteers must have **at least 10 hours** of Sidewalking experience in lessons

before attending.

- ◆ Horse handling and communication skills
- ◆ Leading techniques in therapeutic sessions
- ◆ Understanding horse behavior and participant safety
- ◆ Hands-on practice with instructors

April 28 | Volunteer Orientation-Melissa



Time: 5:30 PM – 6:30 PM



Location: WindWalkers

- ◆ Introduction to WindWalkers' mission, staff, and programs
- ◆ Tour of the facility
- ◆ Overview of volunteer roles and expectations
- ◆ Safety policies and procedures

May 25 | Emergency Dismount & Safety Protocol Training (*For Summer Volunteers*)-Abby&Melissa



Time: 12:00 PM – 2:00 PM



Location: WindWalkers

- ◆ Emergency dismount procedures for riders in mounted sessions
- ◆ Fire evacuation protocols
- ◆ Injury response and reporting
- ◆ Storm and severe weather safety plans
- ◆ Other emergency scenarios and response